

2023-24

Tuition and Fees Proposal

Penny Werthner, Provost and Vice-President (Academic)

Graduate Students' Association GRC

November 29, 2022



UNIVERSITY OF
CALGARY

**Start
something.**

Why are we here?



UNIVERSITY OF
CALGARY

Start
something.

Share tuition and fee proposals for 2023-24

- Review *Tuition and Fees Regulation*
- Describe where we are in the process
- Share what we have heard to date
- Place tuition and fee proposals in a U15 context
- Identify proposed tuition and fee increases for 2023-24
- Receive feedback from GSA GRC



Tuition and Fee Regulation



UNIVERSITY OF
CALGARY

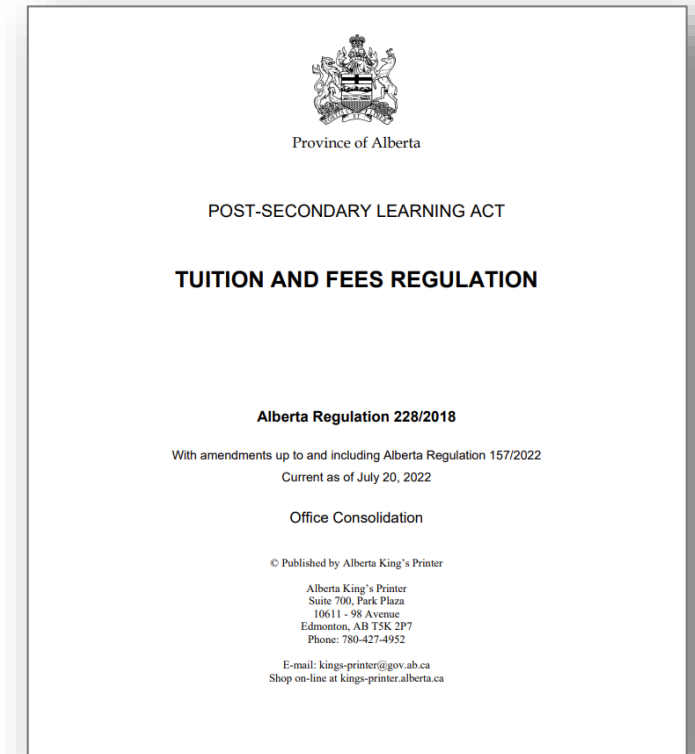
Start
something.

Rules that guide the development of our tuition and fee proposals

- Average domestic tuition can increase by Alberta CPI (~5.5%)
- Maximum domestic tuition increase per program is 10%
- International rates must be guaranteed for standard program length
- MNIFs can increase to cost-recovery
- Students provide input as part of the process
- Exceptional increases permitted until June of the tuition year

Notes

1. CPI – Consumer Price Index
2. MNIFs – Mandatory Non-Instructional Fees



Routing and groups consulted

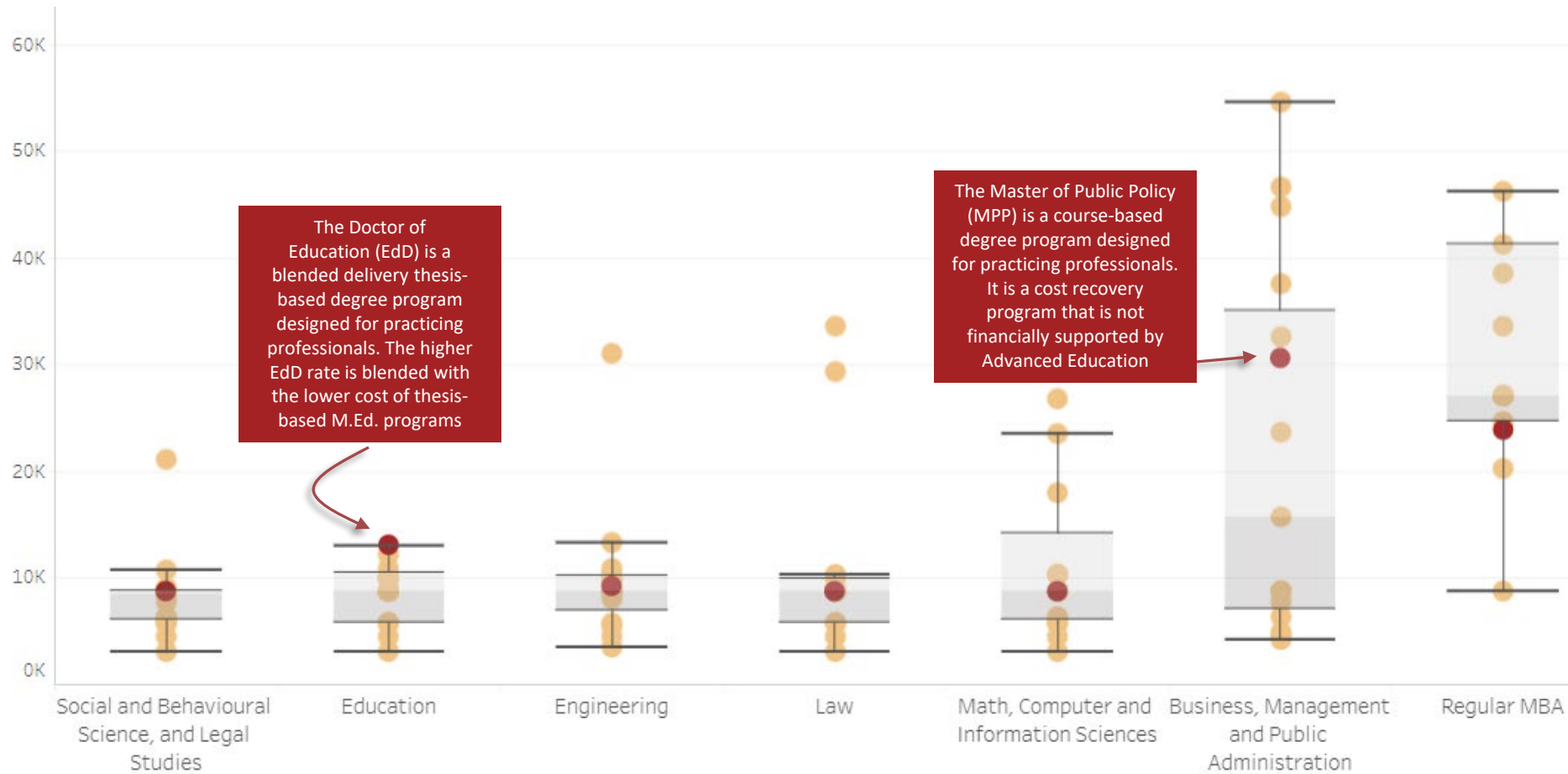
Progress	Body	Date	Approval	Recommend	Discussion	Information
	TFCC	2022-08-24			X	
	TFCC*	2022-10-06			X	
	TFCC	2022-10-21			X	
	TFCC	2022-11-01			X	
X	GSA GRC	2022-11-29			X	
	SU SLC	2022-11-29			X	
	FPC	2023-01-		X		
	BoG	2023-01-	X			

Notes

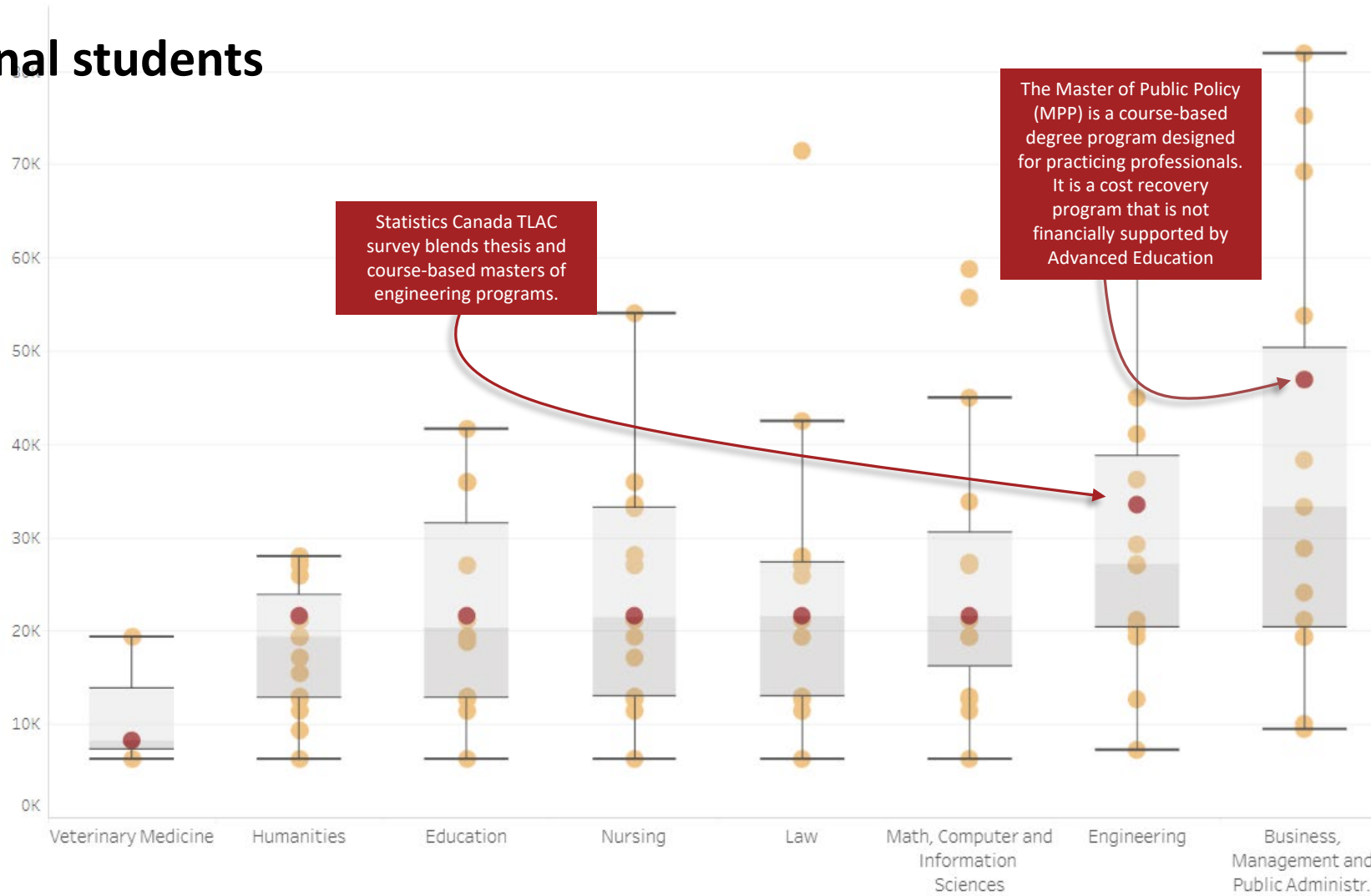
- 2022-23 TFCC work plan approved*
- TFCC – Tuition and Fees Consultation Committee (SU reps Nicole Schmidt, Mateusz Salmassi / GSA reps Saaka Sulemana, Alex Cameron)
- GSA GRA – Graduate Students' Association Graduate Representative Council
- SU SLC – Students' Union Students' Legislative Council
- FPC – Finance and Property Committee
- BoG – Board of Governors



Domestic students



International students



Domestic graduate students

(dollars) Faculty / Program	Rate		Increase	
	2022-23	2023-24	\$	%
Thesis fee (admitted Spring 2020 or later) (Annual Tuition)	3,533.28	3,603.96	70.68	2.0
Standard Course Based Graduate Programs (per 3-Unit Course)	875.64	923.79	48.15	5.5
Master of Engineering (course-based) (per 3-Unit Course)	925.38	976.29	50.91	5.5
Doctor of Design (Annual Tuition)	15,300.00	15,606.00	306.00	2.0
Doctor of Business Administration (Years 1-3) (Annual Tuition)	30,600.00	31,212.00	612.00	2.0
Executive MBA (Annual Tuition) (admitted Spring 23 or later)	40,125.00	40,927.50	802.50	2.0
MBA Thesis-based (Annual Tuition)	12,861.61	13,118.85	257.24	2.0
Doctor of Nursing (Annual Tuition)	15,000.00	15,300.00	300.00	2.0
Doctor of Education (Years 1-4) (Annual Tuition)	13,103.82	13,365.90	262.08	2.0



International graduate students

(dollars) Faculty / Program	Rate		Increase	
	2022-23	2023-24	\$	%
Thesis fee (admitted Spring 2020 or later) (Annual Tuition)	8,242.68	8,407.53	164.85	2.0
Standard Course Based Graduate Programs (per 3-Unit Course)	2,159.70	2,375.67	215.97	10.0
M.Eng. (Admitted Spring 22 to Winter 2023) (per 3-Unit Course)	3,350.58	3,417.60	67.02	2.0
M.Eng. (Admitted Spring 2023 or Later) (per 3-Unit Course)	3,350.58	3,618.63	268.05	8.0
Doctor of Design (Annual Tuition)	15,300.00	15,606.00	306.00	2.0
Doctor of Business Administration (Years 1-3) (Annual Tuition)	30,600.00	31,212.00	612.00	2.0
Executive MBA (Annual Tuition) (Admitted Spring 2023 or later)	40,125.00	42,331.86	2,206.86	5.5
MBA Thesis-based (Annual Tuition)	29,668.96	30,262.32	593.36	2.0
Doctor of Nursing (Annual Tuition)	22,002.00	22,442.04	440.04	2.0

Notes

- M.Eng. – Master of Engineering
- MBA – Master of Business Administration



New programs

(dollars)		Domestic	Int'l
Faculty	Program	2023-24	2023-24
CSM	Master's in Precision Health ¹ (per 3-Unit Course)	3,386.55	6,732.00
Science	Certificate/Diploma/Master's Quantum Computing ² (per 3-Unit Course)*	3,386.55	4,577.76

Notes

1. Rate is the same as the Graduate Certificate / Diploma in Precision Health
2. Rate is the same as the Graduate Certificate / Diploma in Science/Medicine (Subject to program approval by the Ministry)

CSM – Cumming School of Medicine

*Contingent on approval of the programs by the Ministry of Advanced Education.



Mandatory Non-Instructional Fees



Fees for Services Delivered by Institution

- Athletics
- Health Service
- College/Faculty Activity Fees
- General Student Service Fee
- Other Institutional Fees
- Co-op Education Fees

Master of Arts

Rank	Institution	Institution
1	Confidential U15 Data	1,315.02
2		1,068.16
3		1,035.24
4		803.93
5		766.00
6		737.16
7		674.43
8		607.17
9		544.79
10		Calgary
11	Confidential U15 Data	392.92
12		390.32
13		283.86
14		240.14

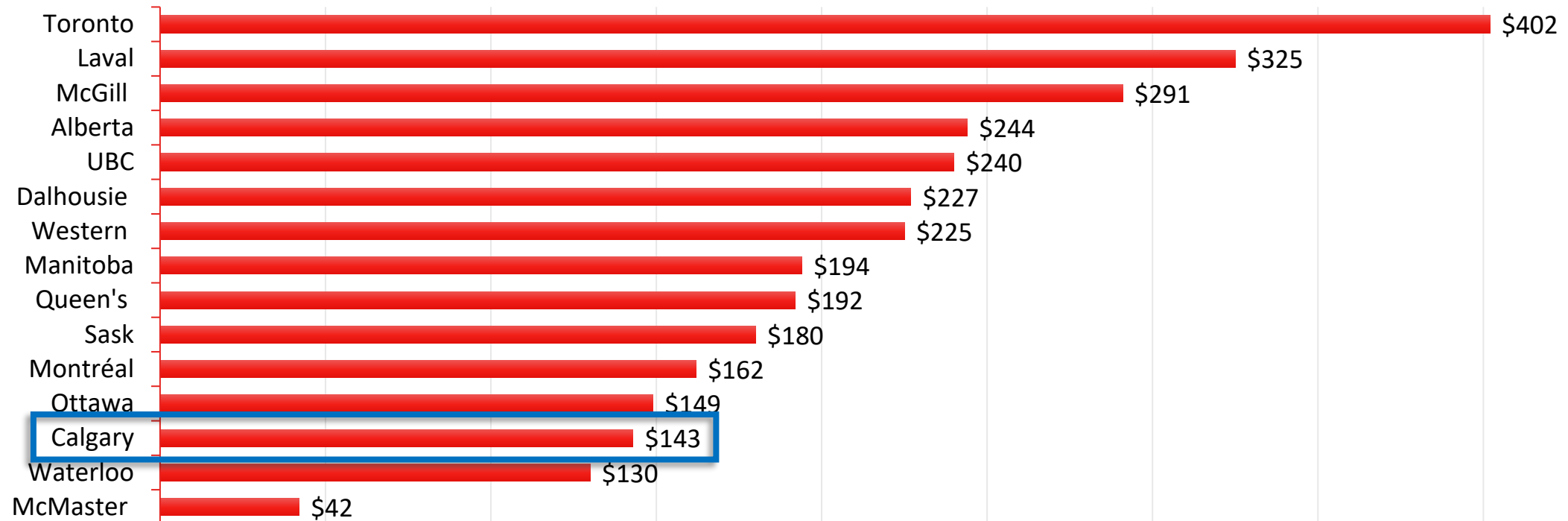
Source: U15 Data Exchange (Does not include fees for services delivered by the student government or services delivered by outside organizations (e.g., transportation, health))



Athletics and Recreation Fee



Graduate



Source: Statistics Canada Tuition and Living Accommodation Cost (TLAC) survey



Mandatory Non-Instructional Fees



Student services fee (domestic and international students)

(dollars)			Rate		Increase	
	Term	Full-time / Part-time	2022-23	2023-24	\$	%
Graduate	Annual	Full-time	551.25	581.57	30.32	5.5
		Part-time	183.75	193.86	10.11	5.5



Mandatory Non-Instructional Fees



Campus recreation and athletics fees (domestic and international students)

(dollars)		Rate		Increase	
		2022-23	2023-24	\$	%
Graduate (revised)	Full-time / Part-time				
	Campus Recreation (Annual Fee)	128.72	135.80	7.08	5.5
	Athletics (Annual Fee)	57.58	60.75	3.17	5.5
Graduate (original)	Campus Recreation (Annual Fee)	128.72	137.73	9.01	7.0
	Athletics (Annual Fee)	57.58	61.61	4.03	7.0

